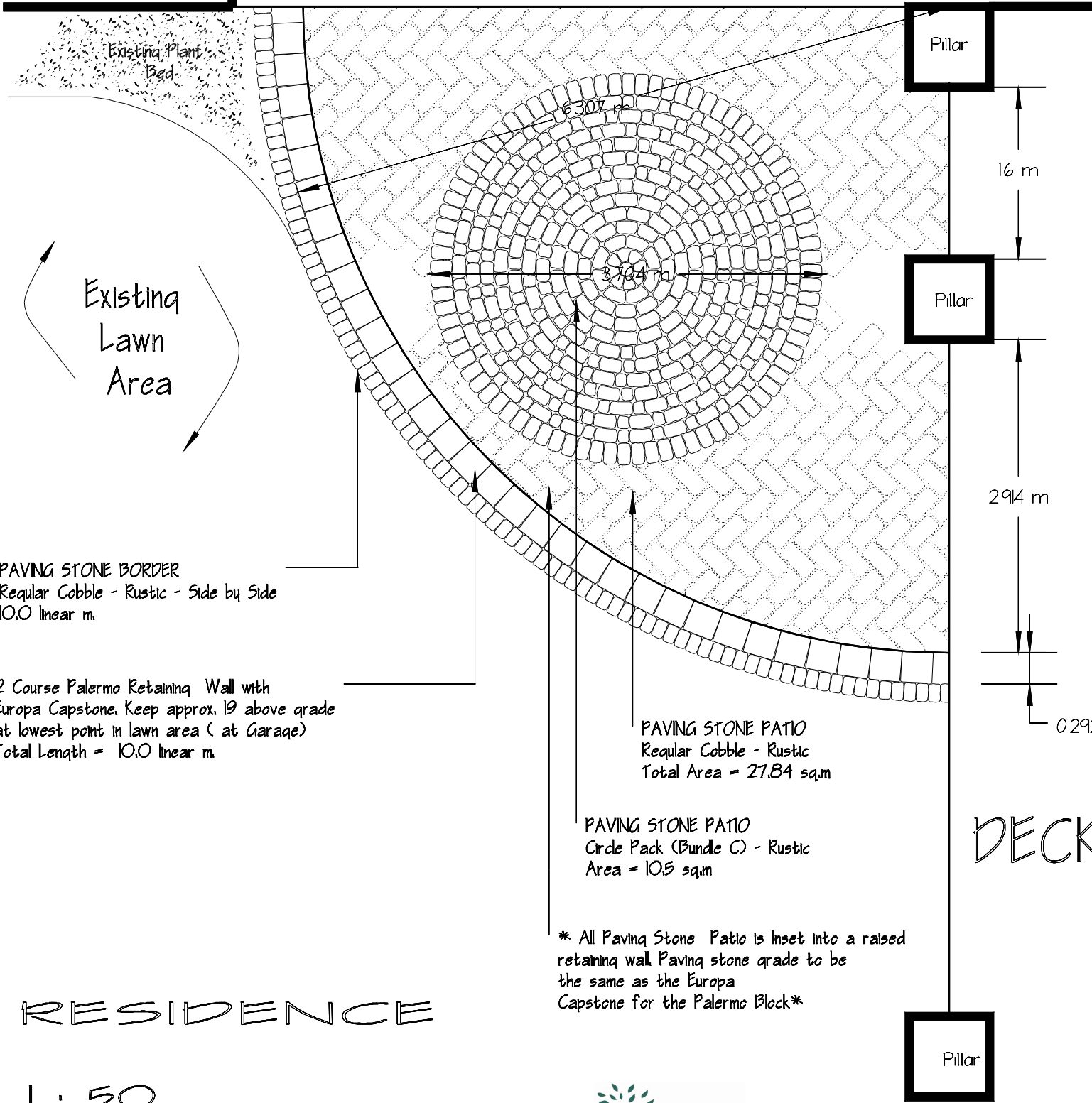
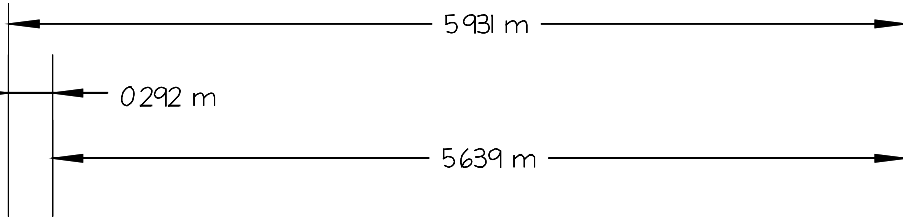


GARAGE



Existing Lawn Area

Existing Plant Bed

PAVING STONE BORDER  
Regular Cobble - Rustic - Side by Side  
10.0 linear m.

2 Course Palermo Retaining Wall with  
Europa Capstone. Keep approx. 19 above grade  
at lowest point in lawn area ( at Garage)  
Total Length = 10.0 linear m.

PAVING STONE PATIO  
Regular Cobble - Rustic  
Total Area = 27.84 sq.m

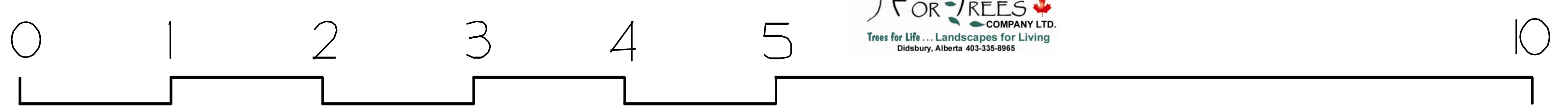
PAVING STONE PATIO  
Circle Pack (Bundle C) - Rustic  
Area = 10.5 sq.m

\* All Paving Stone Patio is inset into a raised retaining wall. Paving stone grade to be the same as the Europa Capstone for the Palermo Block\*

DECK

RESIDENCE

1 : 50



SCALE IN METERS

